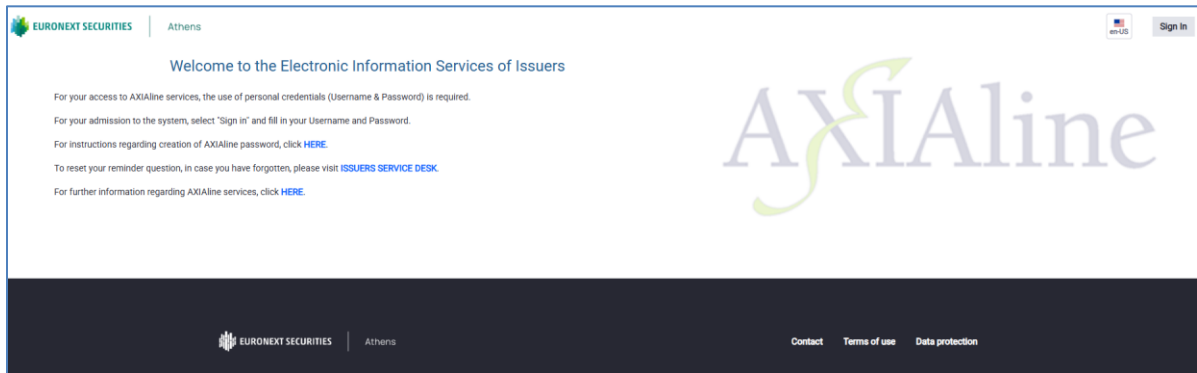


User Instructions for AXIALine Connection

Step 1: Log in to AXIALine and select Connection

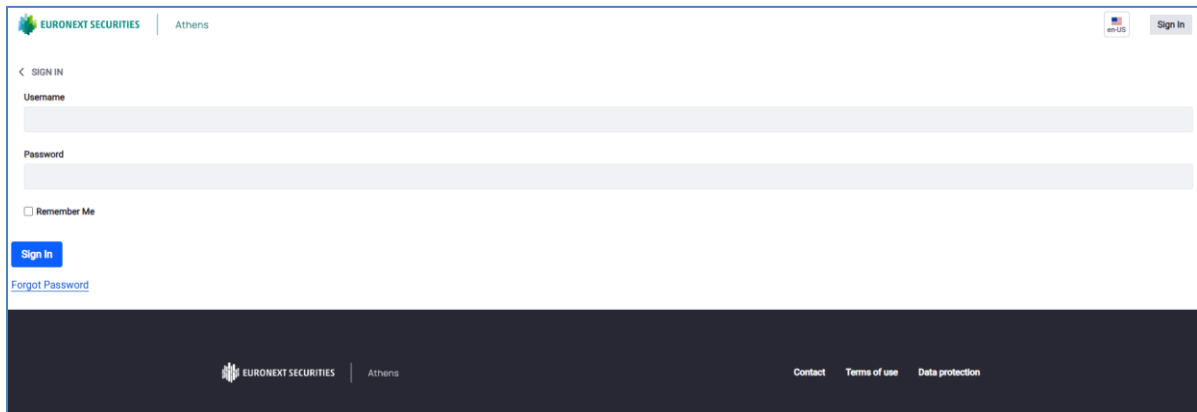
From the Euronext Athens website [Axialine - Login \(axialine.gr\)](https://axialine.gr)

Select " Sign in" at the top right of the screen



Step 2: Select Forgot password

Select "Forgot password" (at the left bottom of the form).




Step 3: Enter the username

In the form, fill in the Username field, the Text verification field and select Next

EURONEXT SECURITIES | Athens en-US [Sign In](#)

< FORGOT PASSWORD

Username *
ec00446


Text Verification *
1150

[Next](#)

[Sign In](#)

Step 4: Send Password Reset Link

Select Send Password Reset Link

EURONEXT SECURITIES | Athens en-US [Sign In](#)

< FORGOT PASSWORD

[Send Password Reset Link](#)

[Sign In](#)

Step 5: Receive mail with the Reset password link

At the email you have registered in the AXIALine user creation form, you will receive the following message. Click on the link.

AXIALine: Reset Your Password

Axia <axia@athexgroup.gr>
To: Issuers Support Services

If there are problems with how this message is displayed, click here to view it in a web browser.

Reset your password	Ορισμός νέου password
Dear ΕΣΩΤΕΡΙΚΟΣ ΧΡΗΣΤΗΣ ΕΣΩΤΕΡΙΚΟΣ ΧΡΗΣΤΗΣ, You can reset your AXIALine password by clicking on the link below: https://www.axialine.gr/c/portal/update_password?p_l_id=34&ticketKey=b40cd2c7-0777-6532-beb1-97d27eca0e98 This link will remain valid until 12/15/2023 10:15 EET The request for password reset was made from the device 193.242.251.25 with address 193.242.251.25. For any problem regarding the change of your password, please do not hesitate to contact us here . Sincerely, AXIA Platform Support Team axia@athexgroup.gr https://www.axialine.gr/el/index	Αγαπητέ/ή ΕΣΩΤΕΡΙΚΟΣ ΧΡΗΣΤΗΣ ΕΣΩΤΕΡΙΚΟΣ ΧΡΗΣΤΗΣ, Μπορείτε να ορίσετε νέο συνθηματικό χρήστη (password) στην υπηρεσία AXIALine κάνοντας κλικ στον παρακάτω σύνδεσμο: https://www.axialine.gr/c/portal/update_password?p_l_id=34&ticketKey=b40cd2c7-0777-6532-beb1-97d27eca0e98 Ο σύνδεσμος αυτός ισχύει έως 15/12/2023 10:15 EET Το αίτημα ορισμού νέου password έγινε από τη συσκευή 193.242.251.25 με διεύθυνση 193.242.251.25. Για οποιοδήποτε πρόβλημα σχετικά με την αλλαγή του password σας, παρακαλούμε επικοινωνήστε μαζί μας εδώ . Με εκτίμηση, Ομάδα Υποστήριξης Πλατφόρμας AXIA axia@athexgroup.gr https://www.axialine.gr/el/index

Step 6: Create Password

Enter the Username given to you by ATHEXCSD and the password you wish to use, twice, according to the rules displayed.

Tap save.

Change Password

The password must comply with the following rules:

- contain at least 8 characters
- contain at least 5 different characters
- contain at least one digit
- contain at least one capital letter
- contain at least one non-capital letter
- contain at least one special character from ~!@#\$%^&*()_-=+[]{}|:;.,<->/?
- contain the same character repeated consecutively at most twice


** Note that the last five passwords used within the last 26 weeks cannot be reused.

Username

Password

Enter Again

Step 7: Select Login



EURONEXT SECURITIES | Athens

en-US Sign In

Welcome to the Electronic Information Services of Issuers


For your access to AXIAline services, the use of personal credentials (Username & Password) is required.
For your admission to the system, select 'Sign in' and fill in your Username and Password.
For instructions regarding creation of AXIAline password, click [HERE](#).
To reset your reminder question, in case you have forgotten, please visit [ISSUERS SERVICE DESK](#).
For further information regarding AXIAline services, click [HERE](#).

EURONEXT SECURITIES | Athens

Contact Terms of use Data protection

Step 8: Accept the terms of use

Select I Agree



Terms of Use

en-US

Placeholder for Terms of Use

Terms of use are shown to each user on first login. An administrative user must configure the Terms of Use at Control Panel > Configuration > Instance Settings.

I Agree I Disagree

Step 9: Set the security question and answer

Select from the list of values the question you wish to set as a security question and set the answer.

Tap save.

This question and answer will be used in case you do not remember your password, in order to reset it.

Password Recovery Question and Answer



Question

what-is-your-father's-middle-name

Answer

Save